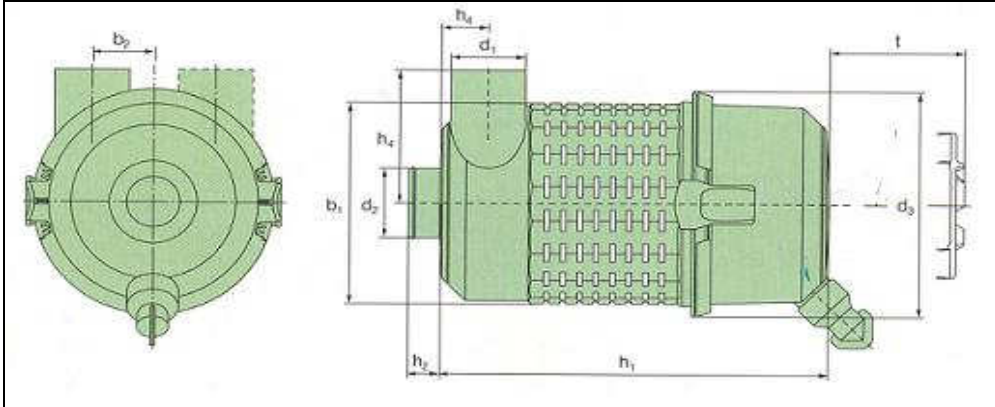
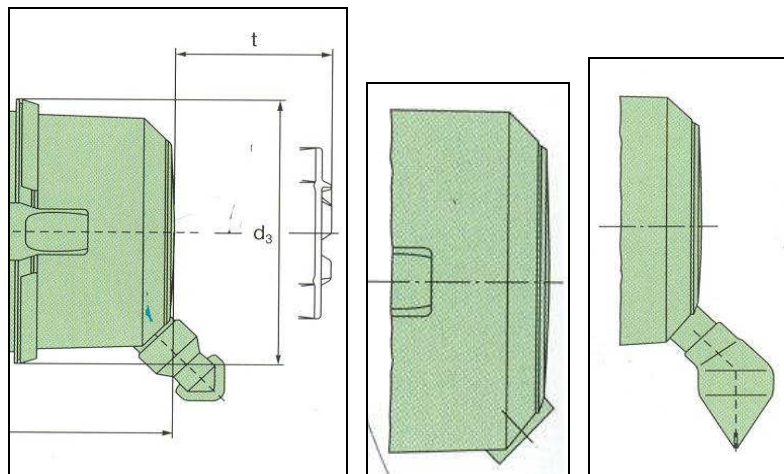




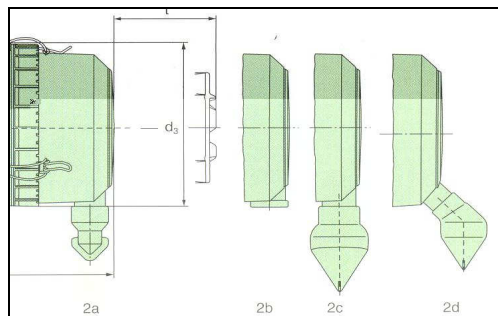
## Europiclon® Style Air Cleaner Housings



Above: Europiclon® 100 to 800 Series – Style.



Above: End cover styles fitted with snap fasteners.



Above: End cover styles fitted with wire clamps.



## Europiclon® 100 to 800 Dimensions and Ordering Part Numbers

Order No.		Fig.	Dimensions in mm ( <i>dimensions in inches</i> )									
without secondary element	with secondary element		b <sub>1</sub>	b <sub>2</sub>	d <sub>1</sub>	d <sub>2</sub>	d <sub>3</sub>	h <sub>1</sub>	h <sub>2</sub>	h <sub>3</sub>	h <sub>4</sub>	t
44 100 92 910	44 100 92 911	1a	158	45	54	50	188	260	27	38	104	237
44 100 92 920	44 100 92 921	1b	(6.22)	(1.77)	(2.12)	(1.97)	(7.40)	(10.24)	(1.06)	(1.50)	(4.09)	(9.39)
44 100 92 940	44 100 92 941	1c										
45 200 92 910	45 200 92 911	2a	173	48	62	60	198	327	27	42	112	304
45 200 92 920	45 200 92 921	2b	(6.81)	(1.89)	(2.44)	(2.36)	(7.80)	(12.87)	(1.06)	(1.65)	(4.41)	(11.97)
45 200 92 940	45 200 92 941	2c										
45 300 92 910	45 300 92 911	2a	203	59	70	70	228	367	30	45	135	344
45 300 92 920	45 300 92 921	2b	(7.99)	(2.32)	(2.76)	(2.76)	(8.98)	(14.45)	(1.18)	(1.77)	(5.32)	(13.54)
45 300 92 940	45 300 92 941	2c										
45 400 92 910	45 400 92 911	2a	223	63	82	80	248	383	32	52	144	359
45 400 92 920	45 400 92 921	2b	(8.78)	(2.48)	(3.23)	(3.15)	(9.76)	(15.08)	(1.26)	(2.05)	(5.67)	(14.13)
45 400 92 940	45 400 92 941	2c										
45 500 92 910	45 500 92 911	2a	264	73	102	100	288	408	37	62	174	384
45 500 92 920	45 500 92 921	2b	(10.39)	(2.87)	(4.02)	(3.94)	(11.34)	(16.06)	(1.46)	(2.44)	(6.85)	(15.12)
45 500 92 940	45 500 92 941	2c										
45 600 92 910	45 600 92 911	2a	295	87	110	110	323	414	27	65	190	384
45 600 92 920	45 600 92 921	2b	(11.61)	(3.43)	(4.33)	(4.33)	(12.72)	(16.30)	(1.06)	(2.56)	(7.48)	(15.12)
45 600 92 940	45 600 92 941	2c										
45 700 92 940	45 700 92 941	2d	325	92	132	130	353	548	32	76	212	500
			(12.80)	(3.62)	(5.20)	(5.12)	(13.90)	(21.57)	(1.26)	(2.99)	(8.35)	(19.69)
45 800 92 940	45 800 92 941	2d	390	114	150	150	418	598	32	85	241	500
			(15.35)	(4.49)	(5.91)	(5.91)	(16.46)	(23.54)	(1.26)	(3.35)	(9.49)	(19.69)

Order No.		Fig.	Nominal flow rate [m <sup>3</sup> /min]	Replacement filter element	
without secondary element	with secondary element			MANN-FILTER main element	MANN-FILTER secondary element
44 100 92 910	44 100 92 911	1a	1 - 3	<b>C 11 100</b>	<b>CF 100</b>
44 100 92 920	44 100 92 921	1b			
44 100 92 940	44 100 92 941	1c			
45 200 92 910	45 200 92 911	2a	2 - 4.5	<b>C 14 200</b>	<b>CF 200</b>
45 200 92 920	45 200 92 921	2b			
45 200 92 940	45 200 92 941	2c			
45 300 92 910	45 300 92 911	2a	3 - 6	<b>C 15 300</b>	<b>CF 300</b>
45 300 92 920	45 300 92 921	2b			
45 300 92 940	45 300 92 941	2c			
45 400 92 910	45 400 92 911	2a	4 - 8	<b>C 16 400</b>	<b>CF 400</b>
45 400 92 920	45 400 92 921	2b			
45 400 92 940	45 400 92 941	2c			
45 500 92 910	45 500 92 911	2a	6 - 12	<b>C 20 500</b>	<b>CF 500</b>
45 500 92 920	45 500 92 921	2b			
45 500 92 940	45 500 92 941	2c			
45 600 92 910	45 600 92 911	2a	7.5 - 15	<b>C 23 610</b>	<b>CF 610</b>
45 600 92 920	45 600 92 921	2b			
45 600 92 940	45 600 92 941	2c			
45 700 92 940	45 700 92 941	2c	15 - 21	<b>C 25 710</b>	<b>CF 710</b>
45 800 92 940	45 800 92 941	2c	18 - 28	<b>C 30 810</b>	<b>CF 810</b>